

## Q & A

### When should I submit the e-Arrival card?

You can submit the form up to 3 days before your arrival in Korea (KST). If you do not arrive in Korea within 72 hours, your e-Arrival card will no longer be valid, and you will need to complete and submit a new e-Arrival card.

### Who needs to submit an e-Arrival card?

In principle, all foreign nationals entering the Republic of Korea are required to submit the entry declaration form (e-Arrival card).

The exemptions are as follows.

- Registered residents in Korea (including Permanent Resident Card and Overseas Korean Resident Card holders)
- Valid K-ETA approval holders
- Airline crew members, etc.

\* For details, refer to the e-Arrival card website

### For minors under 14

For children under 14, a family member or another person must submit the declaration on their behalf.

### Do I need to submit the e-Arrival card myself?

You can have someone else submit the declaration for you if you want. However, the information will be considered as if provided by you, so you will be responsible for any incorrect details.

### How to upload the passport photo

You need to upload a photo of your passport, with the picture of your face and personal information. If this is difficult, you can also enter your personal information manually.

### Declaration fee

The e-Arrival card service is free of charge.

### Do I need to receive approval after submitting the e-Arrival card?

Once submitted, the declaration will be processed as provided, and no separate approval is required.

### Can I submit declarations for multiple people at once?

For individual declarations, you can submit up to 9 people by adding additional travelers. For 10 people or more, please use the PC website's group declarations feature.

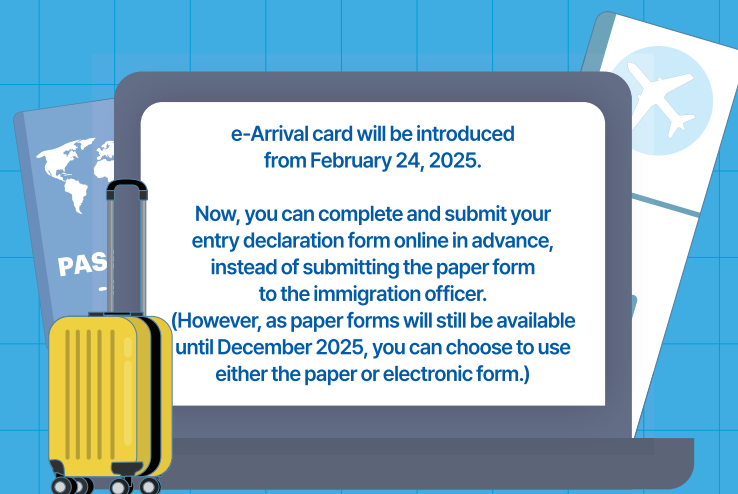
### Do I need to carry a print-out of my e-Arrival card?

You are not required to carry a printed copy or hold a PDF file of your e-Arrival card for entry inspection.

www.e-arrivalcard.go.kr



# e-Arrival card Guide



e-Arrival card will be introduced from February 24, 2025.

Now, you can complete and submit your entry declaration form online in advance, instead of submitting the paper form to the immigration officer.

(However, as paper forms will still be available until December 2025, you can choose to use either the paper or electronic form.)



Ministry of Justice  
Republic of Korea



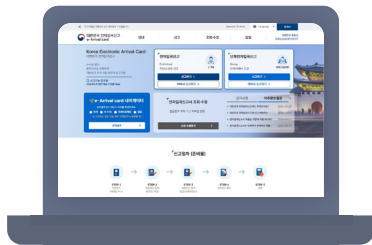
# How to Access the e-Arrival card Website

## Select 1 of the following 3 methods

METHOD

1

(PC) [www.e-arrivalcard.go.kr](http://www.e-arrivalcard.go.kr)



METHOD

2

(Smartphone) [www.e-arrivalcard.go.kr](http://www.e-arrivalcard.go.kr)



METHOD

3

QR code



# How to Submit the e-Arrival card

## Things to prepare

Please prepare your passport, travel details such as flight (ship) number, address and contact information of residence (accommodation), and e-mail address.

STEP

1

## Agree to Terms and Conditions


You need to check to agree to the Terms and Conditions on the e-Arrival card website. For those under 14, a family member or another person must submit the declaration on their behalf and agree to the Terms and Conditions.

STEP

2

## Upload a photo of your passport bio-page

Upload a photo of your passport as shown below. The photo must include the dashed section below.



When you upload the file, the personal information will be automatically entered (OCR feature).

STEP

3

## Enter travel information

You need to fill in information such as the entry information (date of arrival, flight number, etc), departure information (expected date of departure, flight number, etc), purpose of entry, place of residence and contact information.

STEP

4

## Submit declaration form

Declaration is complete when you click 'submit'. (The service is free of charge, and you do not need to receive approval for the declaration.)

You will be able to download the e-Arrival card you submitted in PDF format or take a screenshot of it from the website.

In case there are changes to your information after submission, you can edit it on the website before entry inspection.

STEP

5

## Entry into Korea

You are not required to carry the file of your pre-submitted e-Arrival card for entry inspection.